



Diana Tuorto, IT Communications Officer
Blake Cooper, IT Communications Specialist



Why use UBbox?



UBbox easily can become part of your workflow

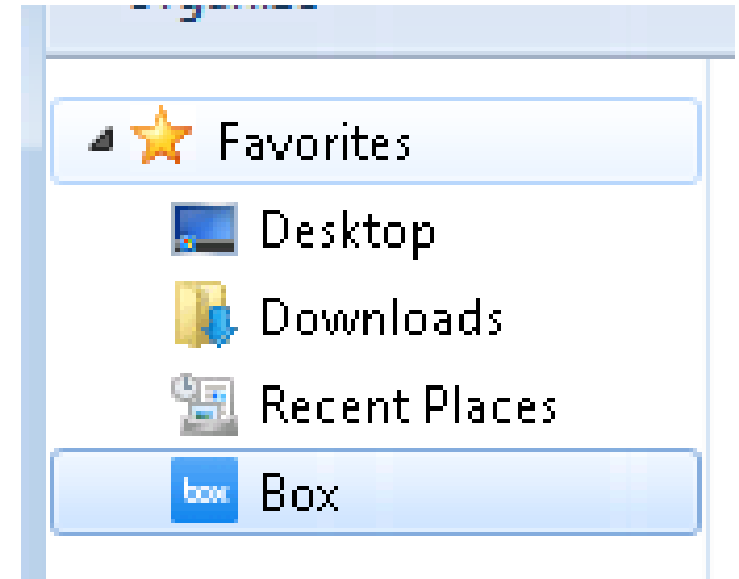
Seamless backup from your desktop

Box Drive

Access directly from
Windows and MacOS

Note: Box Sync is currently the only way to access and save your files offline. Its features will soon be integrated into Box Drive and Sync will no longer be supported.

You can only run Drive or Sync (uninstall the other) on a device for full functionality.



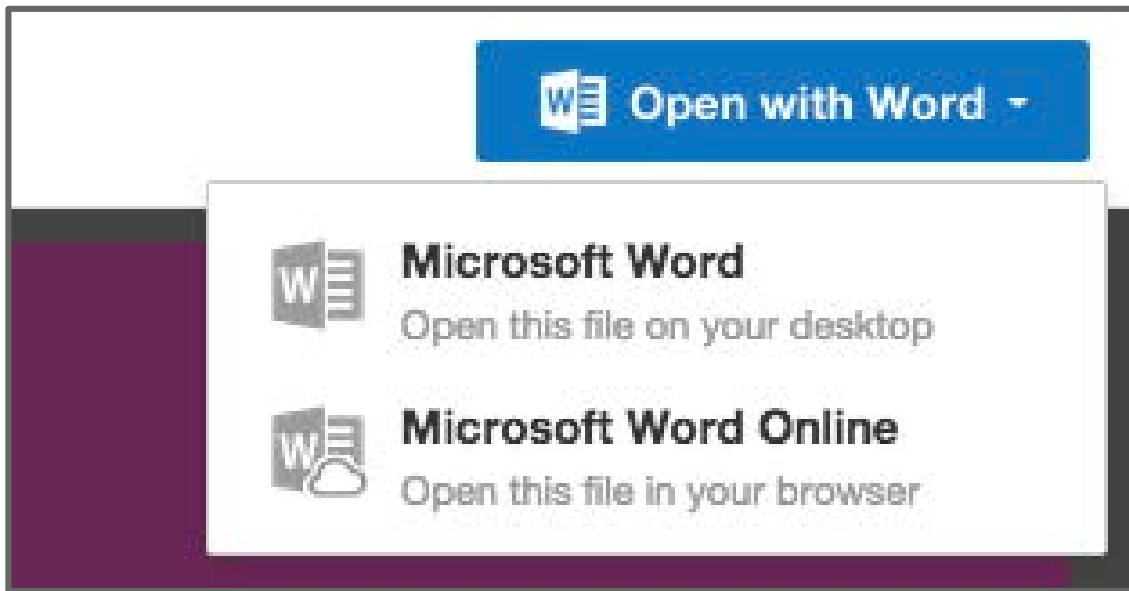
Box Drive: buffalo.edu/ubit/boxdrive



UBbox easily can become part of your workflow

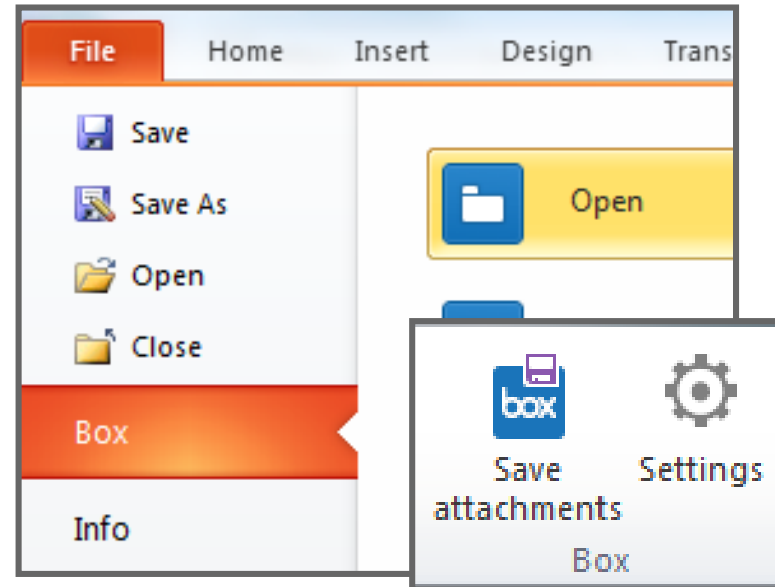
Office Online

Edit Word, PowerPoint and Excel documents from your browser

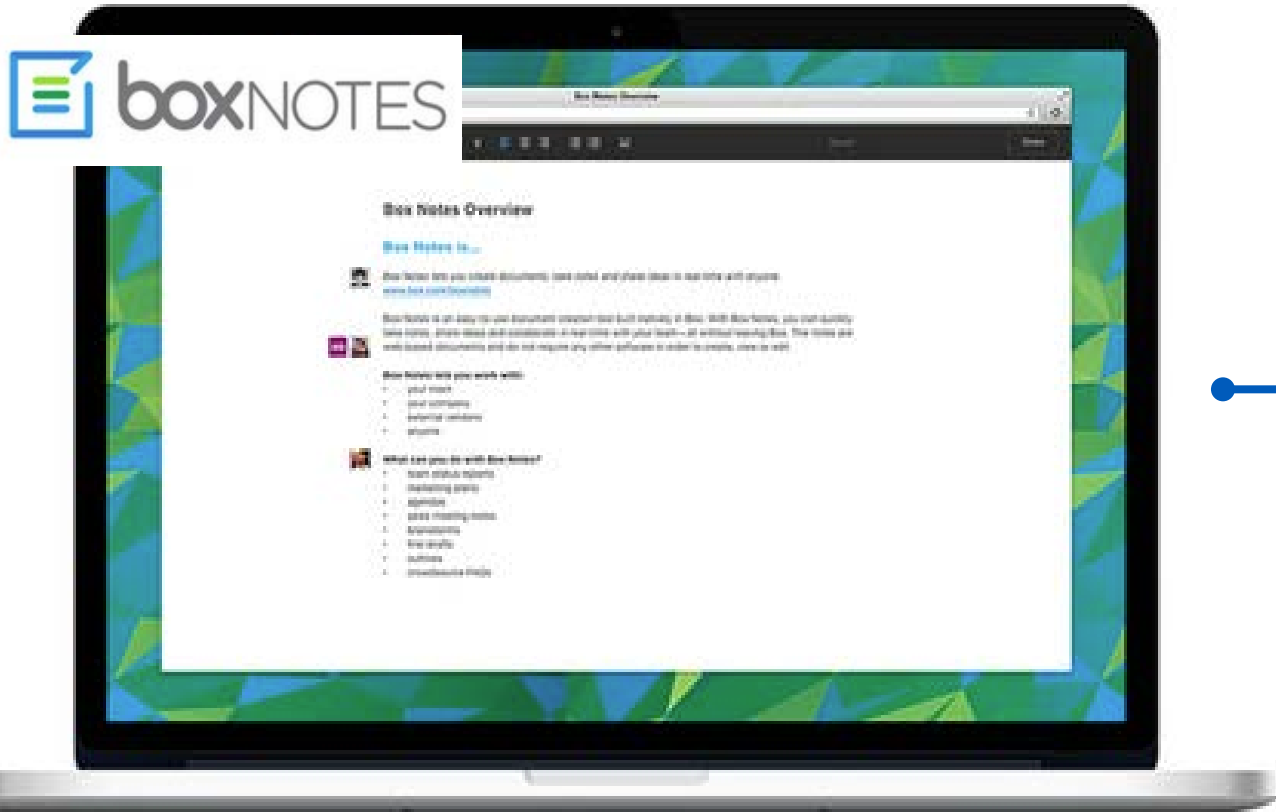


Box for Office

Save email attachments



UBbox easily can become part of your workflow



Box Notes
Co-Editing & On-The-Go
Note-Taking
(Online)

Mobile devices: anywhere, anytime access

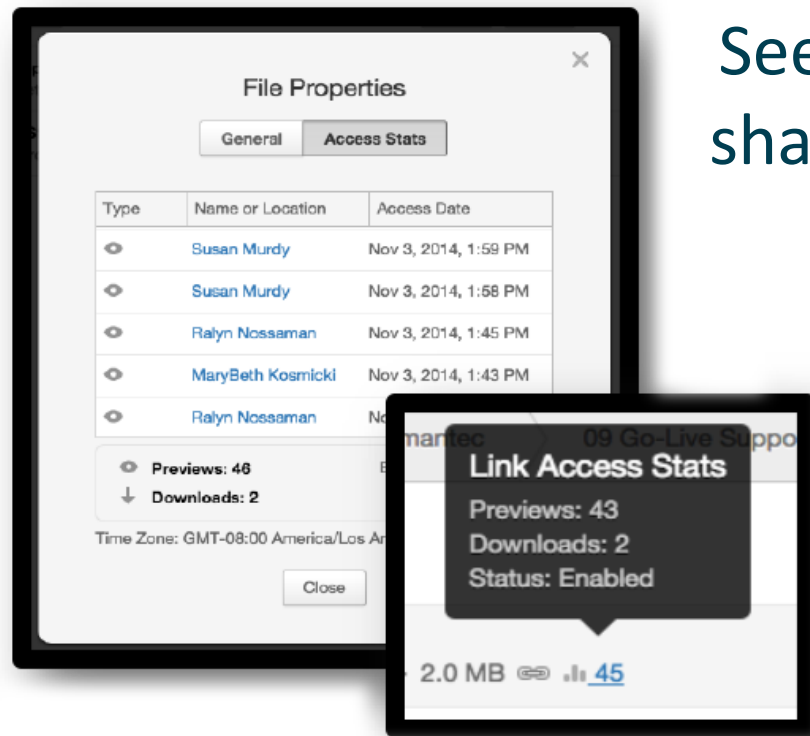
Working remotely? Sync your files to your phone or tablet with the Box mobile app and take them wherever you go.



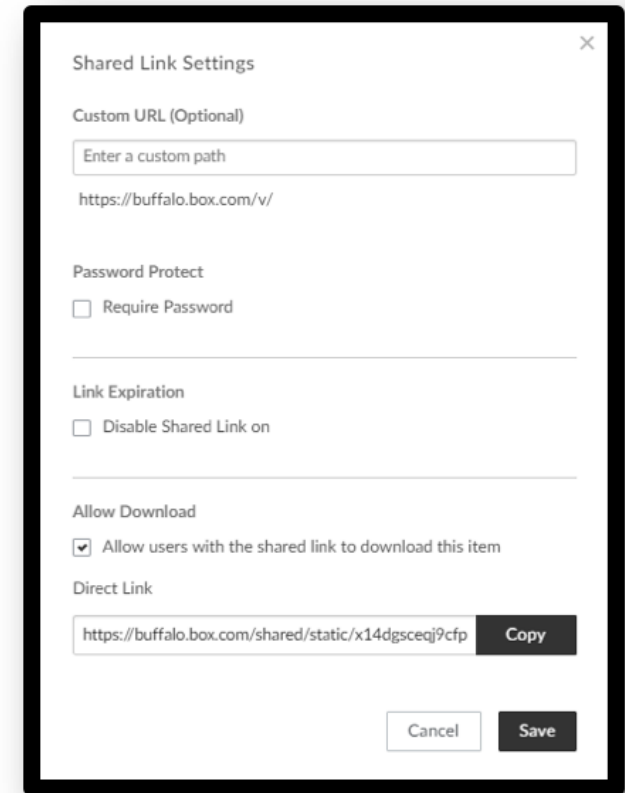
- **Upload Files:** Easily upload and backup photos, videos and documents
- **View Your Content:** View 100+ types of files directly from the Box app
- **Search and Organize:** Find files fast with built-in search, then organize your photos, files and videos in folders
- **Offline Access:** Save files for offline access

Access stats & advanced shared links settings

Access stats:
See who opens shared files and when.



Shared links:
Turn sharing on and off, require passwords for download, even customize the shared link URL to make it simple and clean!

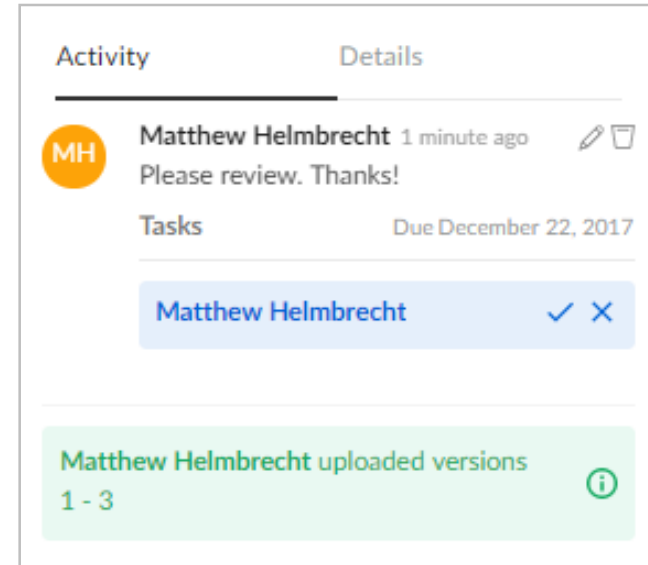


Collaboration and communication



Co-Authoring

Multiple people can work together on a Word document, Excel spreadsheet, or PowerPoint presentation. View changes in real-time and avoid emailing attachments back and forth.



Comments and Tasks

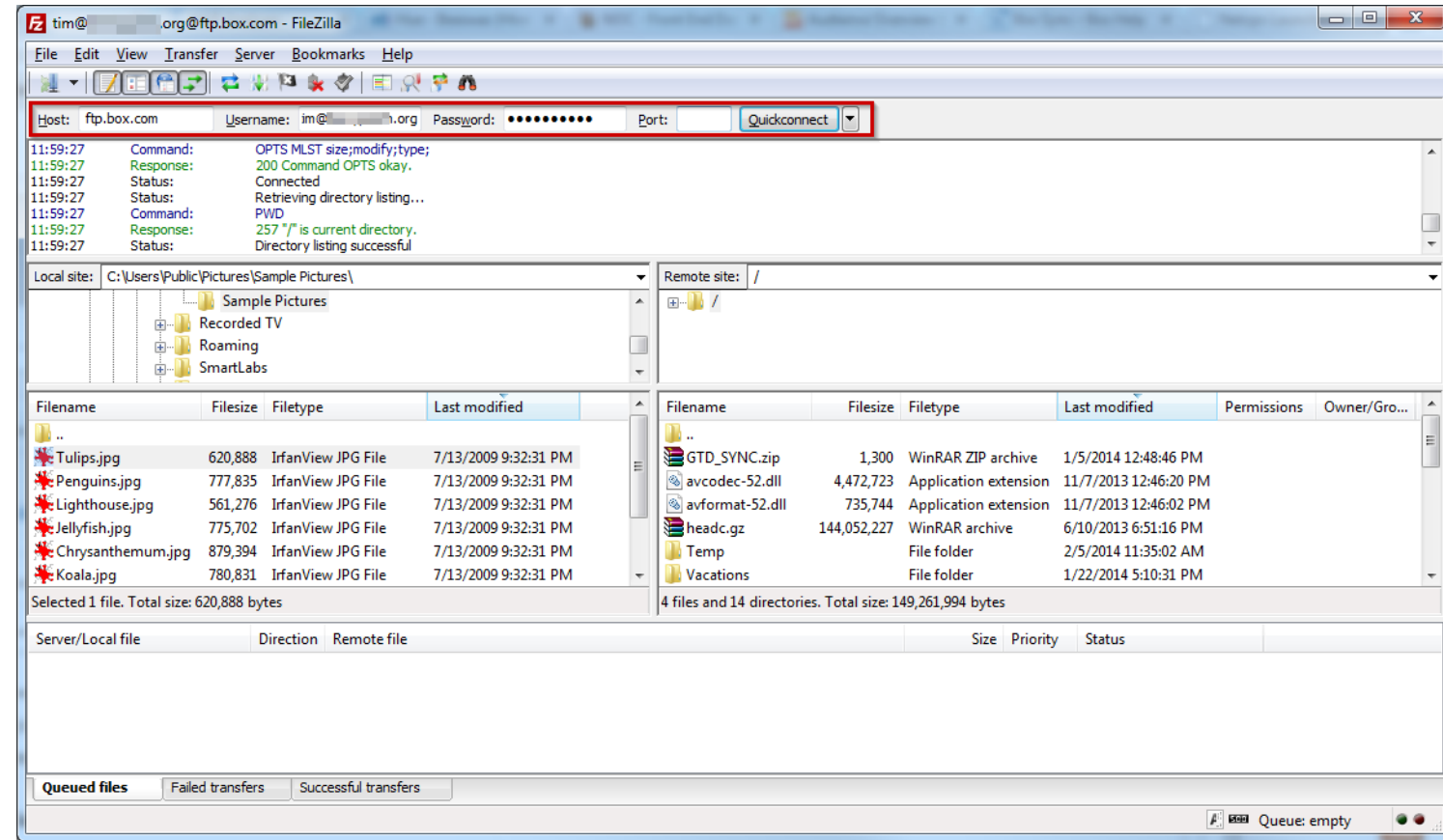
Comments and tasks are shown as a thread next to the file – think of using this for doing file reviews instead of email.



Uploading files in bulk - FTP

For bulk uploads, FTP is considerably faster (2x as many files as web interface).

Visit buffalo.edu/ubit/information-for-it-staff/box/ftp.html for instructions or contact your IT support for assistance.



Departmental folder types

A departmental UBbox installation can include:



IT-managed folders

Centrally managed security groups are used, as with UBfs, to grant access to those within a department.



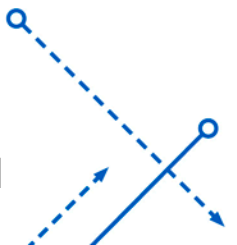
Staff-managed folders

Folders created and assigned to an individual within the department, who can invite others to join—ideal for small group projects or presentations.



Restricted Data folders

Secure folders for storing restricted data.



UBbox in the classroom

UBbox functionality is built into teaching station and public site computers:

- 1) **“High Fidelity Preview”**– 100+ file types viewable directly from web browser (PDF, photos, videos, Microsoft Office documents...)
- 2) **Box Edit** – open, edit and save files directly from UBbox
- 3) **Box for Office** – save new files directly to UBbox from Microsoft Word or PowerPoint



UBbox for research

UBbox helps facilitate and support research:

- 1) Capture (iOS app)** – upload notes, photos, videos, audio memos to UBbox from the field
- 2) Unlimited storage** for data-heavy research
- 3) Restricted data protocols** for federally funded and medical research.



Storing restricted data in UBbox

- **Category I Restricted Data** is permitted in UBbox when following certain guidelines
- All sensitive data access will be logged
- Email alerts will be generated when:
 - Collaboration invitations are sent
 - Data is downloaded from a folder
 - Subfolders are created that do not follow proper naming conventions
- Contact your Distributed IT support or UBIT Help Center (buffalo.edu/ubit/help) if interested



Let's talk about what Box can do for you

Stop by our Business Day table to discuss your specific needs

OR

Email ubit-communication@buffalo.edu to set up an appointment later



The background features a complex network of blue lines and arrows. Some lines are solid, while others are dashed. The arrows point in various directions, creating a sense of movement and connectivity. The overall aesthetic is clean and technical.

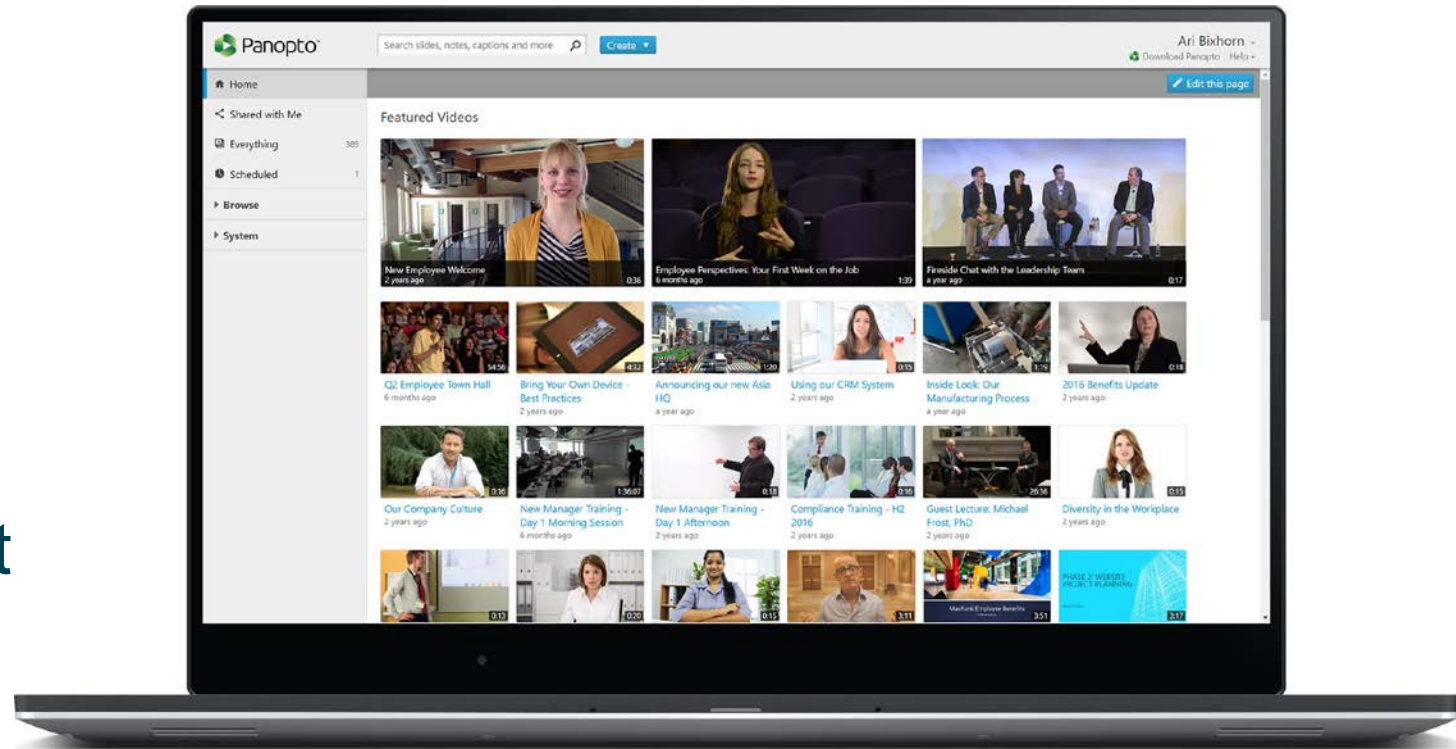
RECORDING WITH PANOPTO

Beth Fellendorf, IT Customer Service Manager

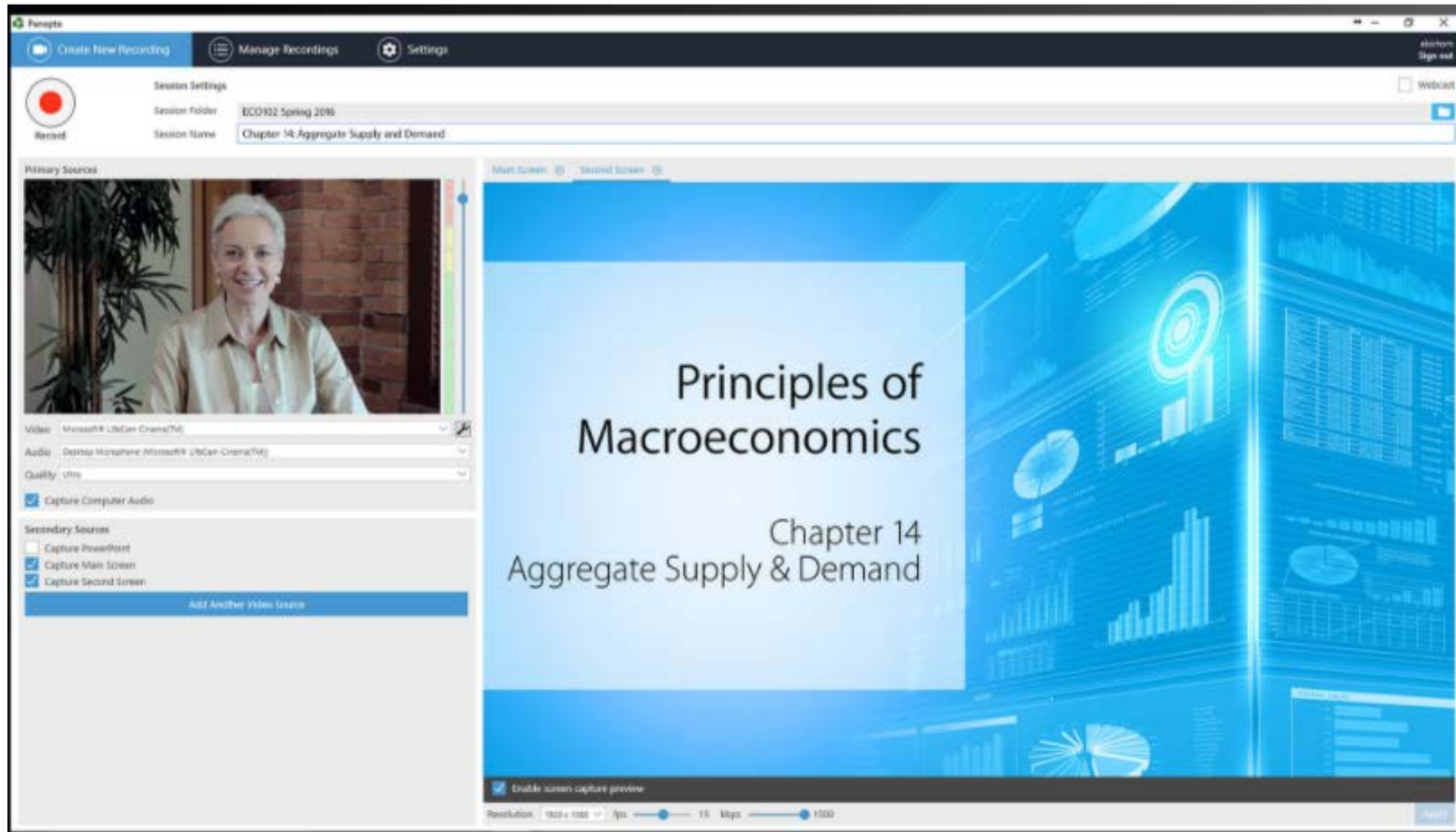


Why use Panopto?

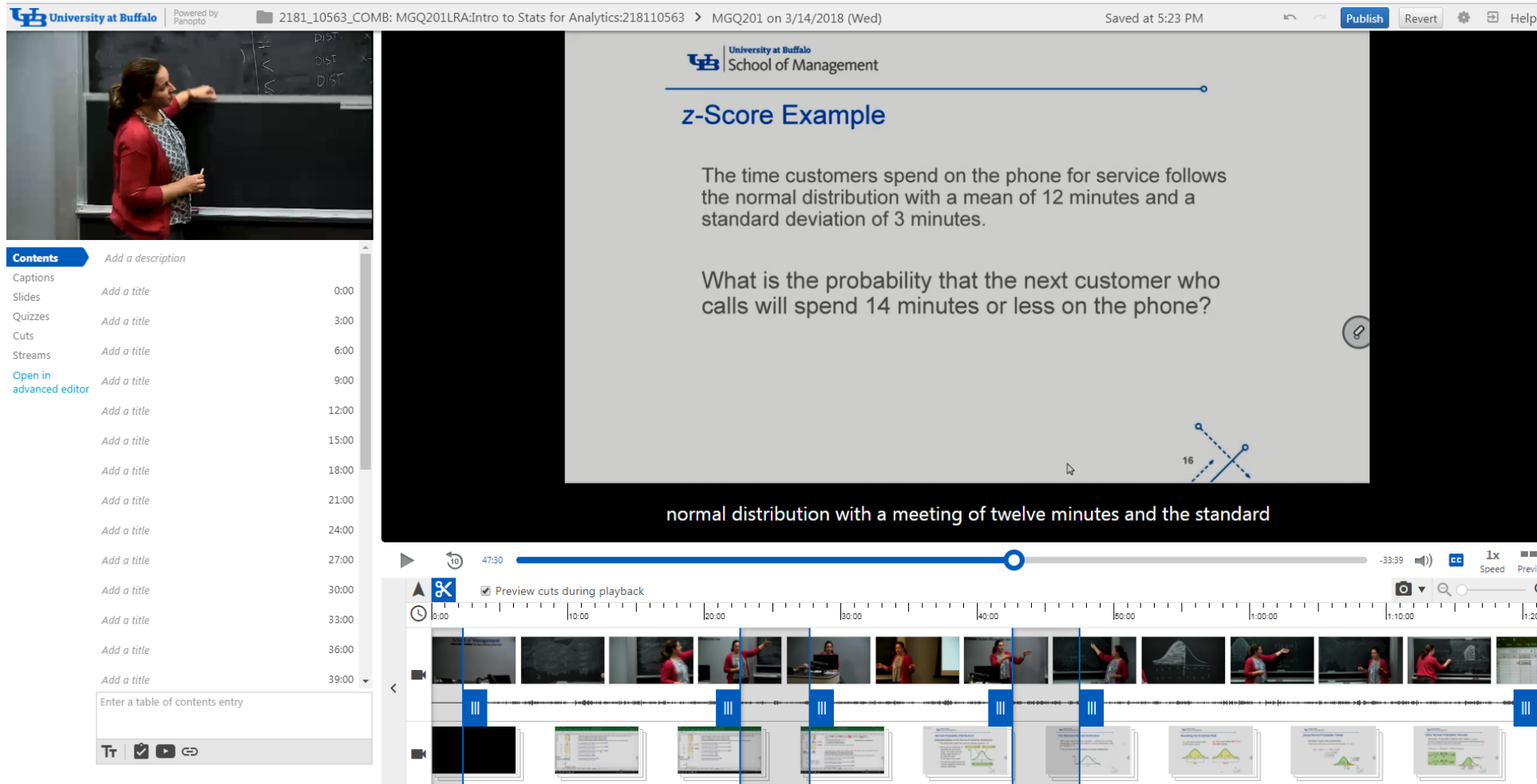
- Record, edit and share video and audio content from your computer or mobile device
- Automated speech-to-text aids in adding captions to your recordings
- Unlimited, cloud-based storage



Panopto Recorder



Panopto Editor



The screenshot displays the Panopto Editor interface. At the top, the browser address bar shows the video title: "2181_10563_COMB: MGQ201LRA: Intro to Stats for Analytics: 218110563 > MGQ201 on 3/14/2018 (Wed)". The interface includes a "Contents" sidebar on the left with a list of video segments and their durations. The main video player shows a lecture slide titled "z-Score Example" with the following text: "The time customers spend on the phone for service follows the normal distribution with a mean of 12 minutes and a standard deviation of 3 minutes. What is the probability that the next customer who calls will spend 14 minutes or less on the phone?". Below the slide, a partial normal distribution curve is visible with the number "16" and a vertical line. The bottom of the interface features a timeline with a playhead at 47:30, a preview window, and a list of video segments.

Contents *Add a description*

- Captions *Add a title* 0:00
- Slides *Add a title* 3:00
- Quizzes *Add a title* 6:00
- Cuts *Add a title* 9:00
- Streams *Add a title* 12:00
- [Open in advanced editor](#) *Add a title* 15:00
- Add a title* 18:00
- Add a title* 21:00
- Add a title* 24:00
- Add a title* 27:00
- Add a title* 30:00
- Add a title* 33:00
- Add a title* 36:00
- Add a title* 39:00

Enter a table of contents entry

normal distribution with a mean of twelve minutes and the standard deviation of three minutes

Share recordings widely or with a small group

MGQ201 on 3/12/2018 (Mon)

[Learn more](#)



Overview

Share

Outputs

Quiz Results

Streams

Search

Captions

Manage


Log



Link | Embed


<https://ub.hosted.panopto.com/Panopto/Pages/Viewer.aspx?id=d64f199b-16d4-42a6-8896-2ba1ac40efc3>



Who has access:


This session inherits permissions from its folder: [2181_10563_COMB: MGQ201LRA: Intro to Stats for Analytics: 218110563](#)

 **Specific people**
Only specific users and groups can view.

 **Anyone at your organization with the link**
 Unlisted, anyone at your organization who has the link can view.

 **Anyone at your organization**
Anyone at your organization can find and view.

 **Anyone with the link**
 Unlisted, anyone who has the link can view. No sign-in required.

 **Public on the web**
Anyone on the Internet can find and view. No sign-in required.



Embed video in UBCMS

Service Guides | News and Alerts | Service Lists | About Us | IT Policies

SEARCH INFORMATION FOR

UBIT > Information for IT Staff > Videos > Jabber and Panopto (Future IT Upgrade Tech Review 2/22/18)

Videos

- UB SCCM (2/26/18)
- Jabber and Panopto (Future IT Upgrade Tech Review 2/22/18)

Jabber and Panopto (Future IT Upgrade Tech Review 2/22/18)

(2:00:00) UBIT introduces [Jabber](#), a soft-key telephone and instant messaging solution, and [Panopto](#), a new video and audio recording and editing service.



Jabber and Panopto - Future IT Upgrade Tech Review 2/22/2018

CISCO JABBER
Information Session
02/21/2018

University at Buffalo
Information Technology

Powered by Panopto

MGQ201 on 3/7/2018 (Wed)

Learn more

- Overview
- Share
- Outputs
- Quiz Results
- Streams
- Search
- Captions
- Manage
- Log

Link | **Embed**

```
<iframe src="https://ub.hosted.panopto.com/Panopto/Pages/Embed.aspx?id=9baf68cf-30c8-4b68-b10c-372e6e0bfdb7&v=1" width="720" height="405" style="padding: 0px; border: 1px solid #464646;" frameborder="0" allowfullscreen allow="autoplay"></iframe>
```

Copy the code above to embed this session into a website. [Learn more](#)

Who has access:

This session inherits permissions from its folder: [2181_10563_COMB: MGQ201LRA:Intro to Stats for Analytics:218110563](#)

Specific people

More features and benefits

- Search capabilities: search on any word that is displayed in a document or spoken by the presenter
- Captioning: automated speech-to-text function allows viewers to find the section they want to review
- Quizzes: add short questions throughout a video to judge viewer's comprehension
- Live stream: open an event to viewers who can't be in the room with you
 - Works for viewers on campus or across the globe

Thank you!

Questions?

buffalo.edu/ubit
for instructions/videos